

Features

Manual fire alarm stations for releasing applications:

- Double action push and pull operation with a normally open (N.O.) contact
- Current limited model is available with series connected 560 Ω resistor for Style C operation (current limited = alarm; open or short = trouble)
- Operation complies with ADA requirements
- Pull lever protrudes when alarmed
- Break-rod is supplied (use is optional)
- Label kit provides six varieties of releasing applications (ordered separately)
- Screw terminals for wiring connections

Tamper resistant reset key lock (keyed same as Simplex® fire alarm cabinets)

Multiple mounting options:

- Surface or semi-flush with standard boxes or matching Simplex boxes
- Flush mount adapter kit
- Adapters are available for retrofitting to commonly available existing boxes

UL listed to Standard 38

Operation

Double Action Push Type Manual Release Stations require that a spring loaded interference plate (marked PUSH) be pushed back to access the pull lever of the single action station, reducing the possibility of an accidental activation. A firm downward pull of the lever then activates the alarm switch, breaking an internal plastic break-rod, visible below the pull lever.

Break-rod use is optional. Use of a break-rod can provide an additional reduction of the possibility of an accidental activation without interfering with the minimum pull requirements needed for easy activation.

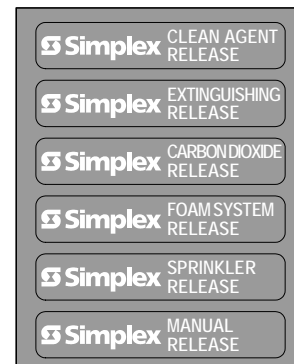
When activated, the pull lever latches into the alarm position and remains extended out of the housing to provide a visible indication.

Station reset requires the use of a key to reset the manual station lever and deactivate the alarm switch. (If the break-rod is used, it must be replaced.)

Station testing is performed by physical activation of the pull lever. Electrical testing can be also performed by unlocking the station housing to activate the alarm switch.



Double Action Push Type Manual Release Station (shown with sample release label)



Label Kit 4099-9802

Label Selection

A blank area on the front of the station allows the selection of a label to match the specific release application (label kit is ordered separately).

(Refer to data sheet S2099-0007 for standard Simplex manual stations.)

* This product has been approved by the California State Fire Marshal (CSFM) pursuant to Section 13144.1 of the California Health and Safety Code. See CSFM Listing 7150-0026:175 for allowable values and/or conditions concerning material presented in this document. Accepted for use – City of New York Department of Buildings – MEA35-93E. Additional listings may be applicable; contact your local Simplex product supplier for the latest status. Listings and approvals under Simplex Time Recorder Co. are the property of Tyco Fire Protection Products Westminster.

Product Selection

Double Action, Push Operation, Manual Release Stations

Model	Description	
2099-9149	Standard operation, N.O. contact	Manual release station, red housing with white letters and white pull lever; requires label kit 4099-9802
2099-9152	For Style C operation, N.O. contact with series connected 560 Ω resistor	
4099-9802	Label kit; select the label required for the specific release application; types include: Clean Agent, Extinguishing, Carbon Dioxide, Foam System, Sprinkler, and Manual	

Accessories

Model	Description	Reference
2975-9178	Surface mount red box	Refer to page 3 for dimensions
2975-9022		
2975-9022	Cast aluminum	
2099-9813	Semi-flush trim plate for double gang switch box, red	
2099-9814	Surface trim plate for Wiremold box V5744-2, red	
2099-9819	Flush mount adapter kit	Refer to page 4 for details
2099-9820		
2099-9820	Beige	
2099-9804	Replacement break-rod	

Specifications

Wire Connections	Screw terminal for in/out wiring, for 18 to 14 AWG wire (0.82 mm ² to 2.08 mm ²)
Temperature Range	32° to 140° F (0° to 60° C) intended for indoor operation
Humidity Range	Up to 90% RH at 90° F (38° F)
Housing Color	Red with white raised lettering
Material	Housing and pull lever are Lexan polycarbonate or equal
Pull Lever Color	White with red raised lettering
Housing Dimensions	5" H x 3-3/4" W x 1" D (127 mm x 95 mm x 25 mm)
Installation Instructions	574-686

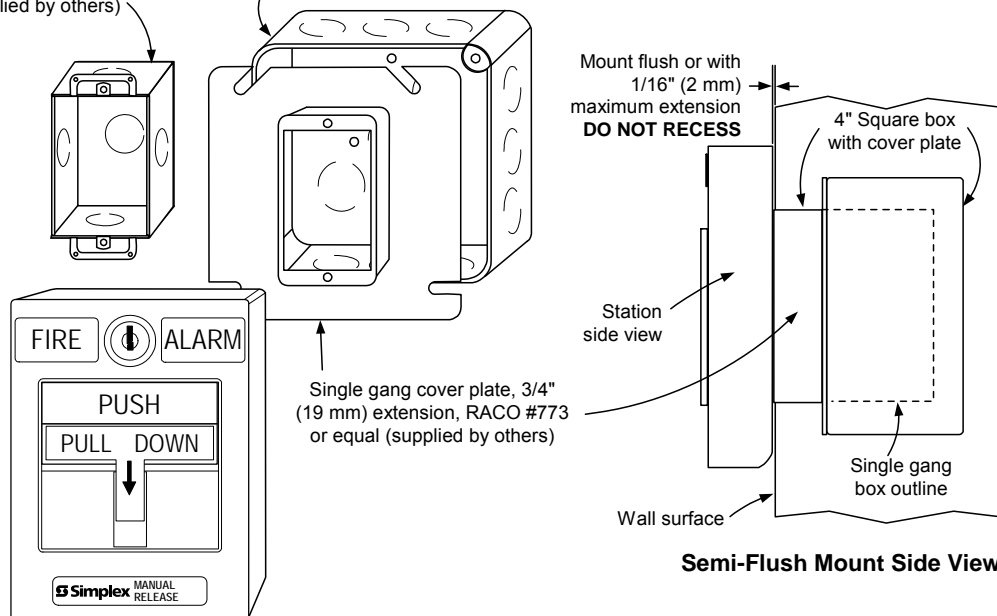
Semi-Flush Mounting Reference

Single Gang Box Mount

Single gang box, 2-1/2" deep (64 mm), RACO #500 or equal (supplied by others)

4" Square Box Mount

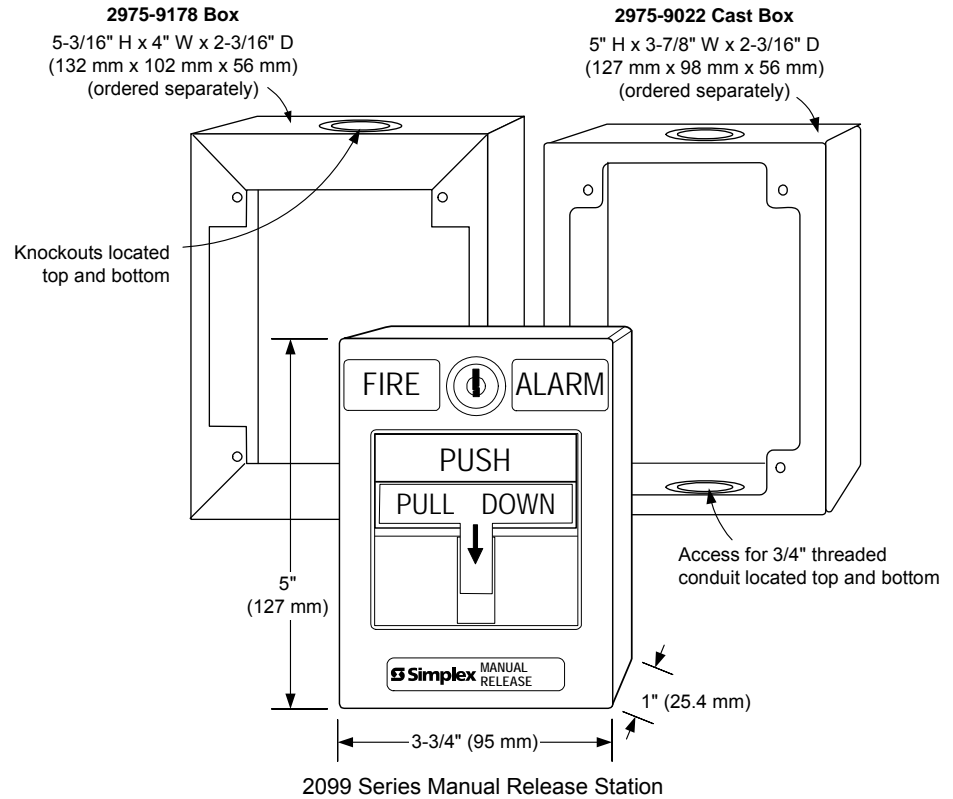
4" (102 mm) square box, 2-1/8" (54 mm) minimum depth, RACO #231 or equal (supplied by others)



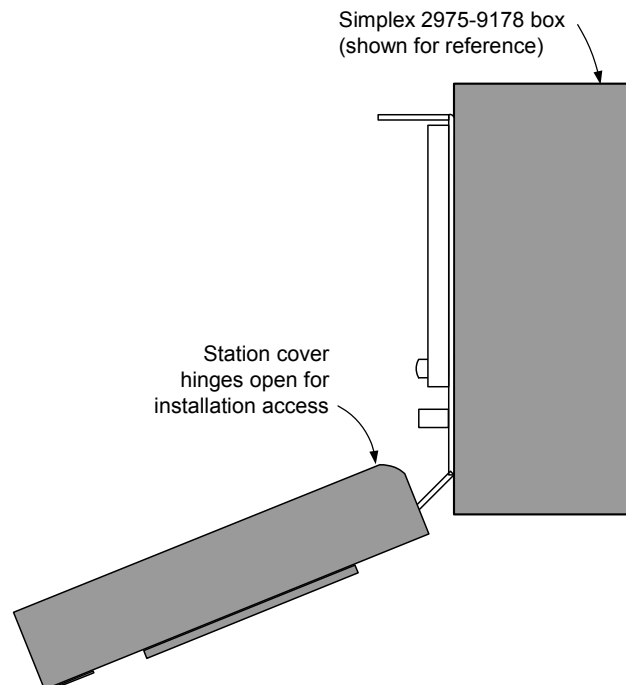
Surface Mounting Reference

Preferred Mounting. For surface mounting, the preferred electrical boxes are shown in the illustration to the right.

Additional Mounting Reference. Refer to page 4 for Wiremold box mounting compatibility.

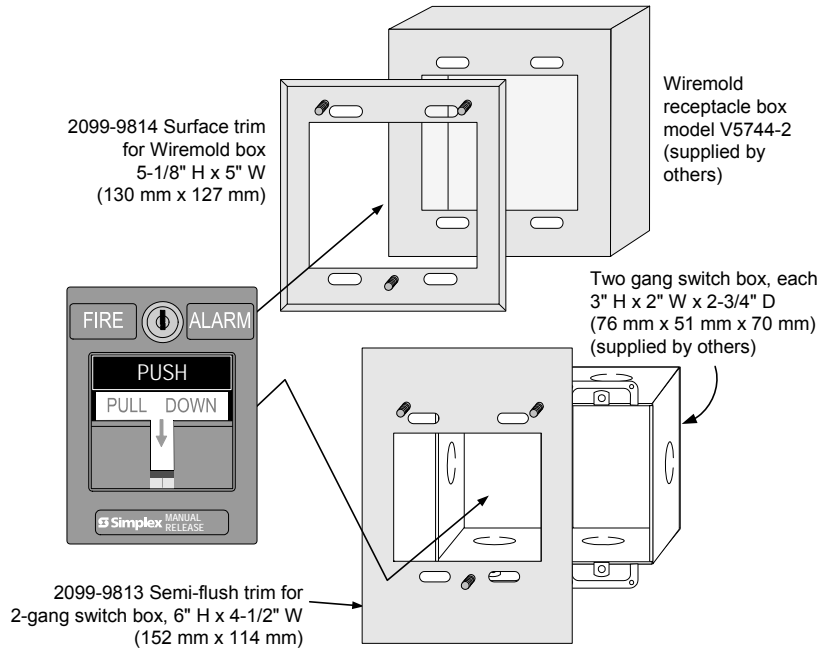


Surface Mount Side View

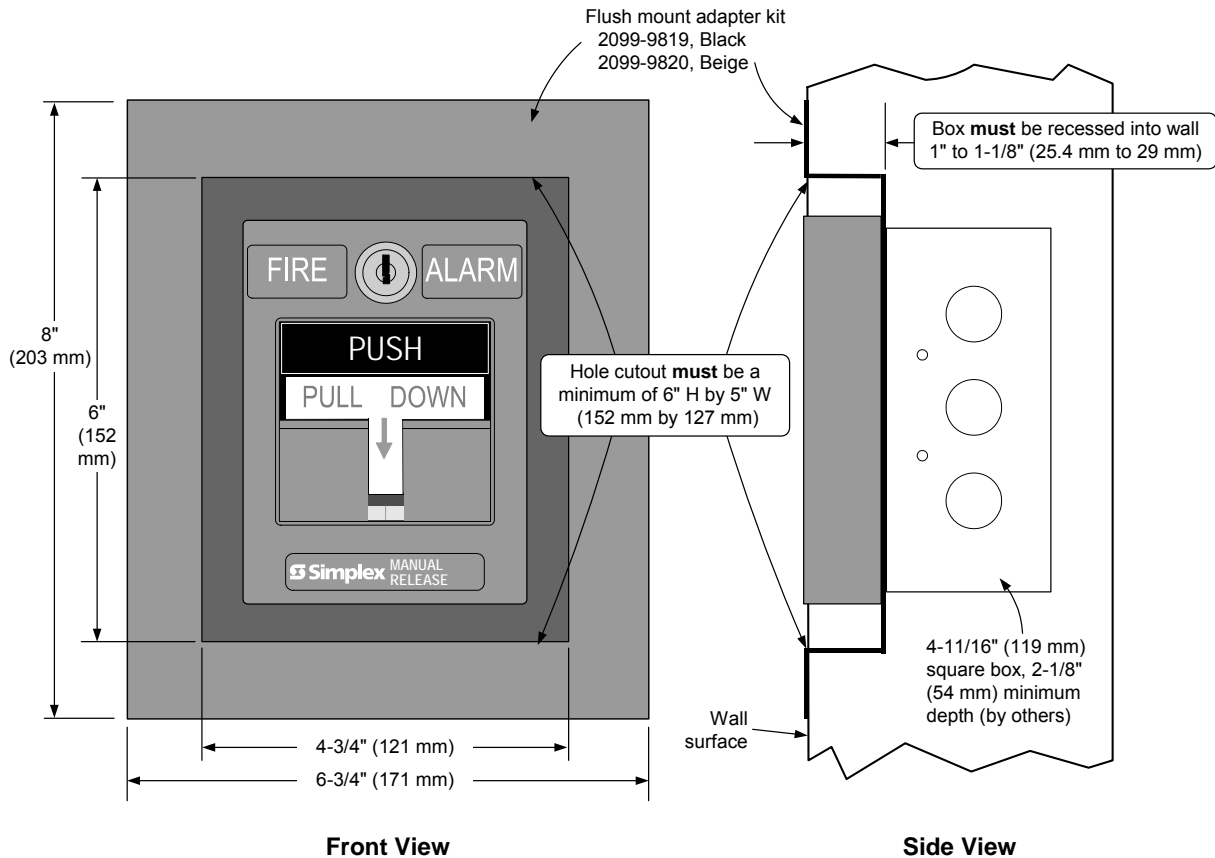


Additional Mounting Information

For retrofit and new installations, additional compatible mounting boxes and the required adapter plates are shown in the illustration to the right.



Flush Mounting Information



TYCO, SIMPLEX, and the product names listed in this material are marks and/or registered marks. Unauthorized use is strictly prohibited. Lexan is a trademark of the General Electric Co. Wiremold is a trademark of the Wiremold Company.



Tyco Fire Protection Products • Westminister, MA • 01441-0001 • USA

S2099-0010-3 6/2013

www.simplexgrinnell.com

© 2013 Tyco Fire Protection Products. All rights reserved. All specifications and other information shown were current as of document revision date and are subject to change without notice.